


Weekly Learning Letter

Year Two

Week commencing 20.4.26

Foundation Subjects




The children have had lots of fun practising their maypole dancing. They are looking forward to sharing it with you next week!

In art, the children continued their drawing unit. They explored using a range of different pencils, learning that they can make hard and soft lines. They learnt a range of different mark making techniques. The children then used these techniques to create drawings of flowers inspired by Georgia O'Keeffe.

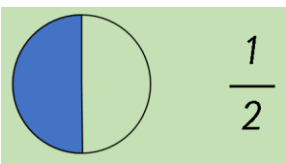
In science, the children continued their unit on plants. The children learnt about seeds and had the opportunity to dissect a seed to look inside and identify its different parts. They also learnt about the life cycle of a bean.

English



This week, the children continued their unit on rags to riches stories. The children have been learning the story *The Pea and Princess* by Mini Grey. The children planned and wrote a character description of the Queen in the story, focusing on using conjunctions, adjectives, adverbs and sentences of three in their writing. They then explored the structure of the Pea and the Princess, and used this structure to storyboard a sequel to the story.

Maths



This week, the children continued their unit on fractions. They explored the meaning of equal and unequal parts, learnt how to recognise and make a half and how to recognise a quarter.

Phonics & Spelling



This week we have been learning how to spell the 'n' sound spelt kn or gn at the beginning of words, and the 'r' sound spelt wr at the beginning of words.

This weeks spellings are: **knock, knee, knife, gnat, gnarling, wrist, wrong, wrapped**
If your child receives alternative spellings, these have been stuck in their reading diary.

Homework



1. Read every day and record in your reading diary.
2. Learn this week's spellings ready for the Big Spell at the end of the half term. These have been stuck in your child's reading diary.
3. Practise your 2, 5 and 10 times tables on Times Table Rock Stars or Hit the Button.