

Katherine Semar Junior School



Year Three Parent Information Book

Welcome to Year Three

The transition between the infant and junior school is an exciting time for your child. Although we operate as one school, there are some important differences between the infants and juniors. This booklet will provide some useful information that will help your child settle quickly into the junior school.

Contents

Contact Information	page 3
Our Vision	page 4
Meet the Staff	pages 5-6
General Information	page 7
Important times of the day	page 8
Uniform	pages 9-15
Equipment	page 16
House Points	page 17-18
Parents as Partners	pages 19-22
Homework	pages 23-24
Multiplication System	page 25
Year 3 Curriculum	pages 26-27
Clubs and Squads	pages 28-30
Extra Curricular Clubs	page 30

Contact Information

Katherine Semar Junior School
Ross Close
Saffron Walden
CB11 4DU

Telephone: 01799 521120

Email: admin-jun@katherinesemar.net

Website: www.katherinesemar.co.uk

Head Teacher: Mrs Julie Puxley
Chair of Governors: Mrs Peta Torrance

Our Vision

Our vision and values are at the core of everything we do. They underpin our teaching and learning, and provide an environment which prepares our pupils as confident, happy citizens. Our vision is to establish a school which will ignite children's curiosity for the world around them making learning so irresistible to children that high standards will be inevitable. We aim to provide a positive learning experience for every individual. We take pride in the fact that our pupils are nurtured in a safe, enjoyable and respectful learning environment because everyone in our school matters.

We are:

A school where everyone feels valued and respected.

A place with a warm, happy, calm, safe atmosphere where everyone enjoys learning and working together.

A school which has learning and teaching at the heart of everything that it does.

An ethos which celebrates achievement and recognises success.

A place which has consistently high expectations for all and where academic achievement is not the only measure of success.

Our Six School Core Values are:

- Be kind
- Be resilient
- Be curious
- Be positive
- Be respectful
- Be confident



Katherine Semar Schools Curriculum

quest **I**on
challe **N**ge
inve **S**tigate
ex **P**erience
commu **I**cate
c **R**reate
und **E**rstand

Meet the Staff



Mr Anthony Hull
Deputy Headteacher



Mrs Julie Puxley
Headteacher



Mr Rob Aiken
Deputy Headteacher



Mrs Caroline Dolby
Assistant Headteacher



Miss Georgia Slade
Assistant Headteacher



Mrs Kathie Moy
Inclusion Manager

Meet the Teaching Team



Mrs Jo Hull



Miss Maddie Munro

General Information

Making Payments

All payments need to be made through School Money. The office do not accept cash. Universal free school meals stop at the end of Year 2. The majority of children continue to have a freshly prepared, nutritious school dinner. They cost £2.50 and can be purchased through School Money.

Reporting to Parents

You will receive a termly report showing your child's attainment and effort.

At the end of the year you will receive an extended summary report on the year's progress and future targets.

Parents' consultation meetings are held on the same evenings as the infant school, in the Autumn and Spring terms.

Communicating with Teachers

The easiest way to communicate with your child's class teacher is through the school planner. If you have an urgent message at the beginning of the day please speak to or email the office staff, who will pass this on to the teacher. If you need longer discussions with a teacher, please make an appointment via the school reception or by emailing admin-jun@katherinesemar.net.

Important Times of the Day

Start and end of the day

- The gate opens at 8.30am and the register begins at 8.35am.
- The children are dismissed at 3:15pm.
- Pick up and drop off for the children is in the main playground through the door into the library which is to the left of the ACE conservatory.
- If there is any change to pick up, then please inform the school office.

Break time

Break time is 10:45am until 11:00am.

Snack time

A healthy snack (fruit is encouraged) is eaten at playtime. The children may eat fruit, vegetables, cereal bars or even a small sandwich. At the end of the week, a house point will be rewarded to your child if they have had fresh fruit or vegetables everyday for their healthy snack. Please ensure all snack pots are named.

Lunchtimes

Lunch is 12:05pm until 1:05pm – Lunch menus are available on the school website to allow you to see the choices on offer.

Uniform

We have the same school uniform as in the infant school, although in the junior school we ensure that shirts are always tucked in. Logoed school uniform is available from Gray Palmer and myclothing.com but non-logoed uniform can be purchased from most supermarkets.

Pre-loved Uniform

Should you ever need any you can always email pre-loved@katherinesemar.net and they can help you with pre-loved uniform.

School Uniform

- a navy blue logoed Katherine Semar sweat shirt or cardigan, a plain navy blue sweat shirt or cardigan
- a white, logoed Katherine Semar polo shirt, a plain white polo shirt or a fitted white blouse or a shirt, which must be tucked in (in the Junior School).
- grey skirt, pinafore, culottes, shorts or trousers
- white, grey, navy blue or black, plain socks or tights
- blue and white checked gingham summer dress
- appropriate, sensible, flat heeled black shoes.



Uniform

Trainers

All pupils are expected to wear black school shoes at school. Trainers are not permitted without a doctor's note (with the exception of PE lessons). In the rare event of shoes becoming lost or broken, please write a note to the class teacher explaining this and when you expect to replace them. Your child will be given plimsolls to wear in school or they need to wear black trainers until they return with school shoes.

Hair Styles

When choosing where to get your child's hair styled, please do consider that we follow the same haircut rules as Saffron Walden County High School.

- Students may not dye their hair an unnatural hair colour and highlights/streaks and dip dyed ends are not allowed. Hairstyles judged to be extreme by the Headteacher or Senior Leadership team are not permitted.
- No students may have their hair cut shorter than a barbers' number 2.
- Hair must be tied back if it is shoulder length or longer, with a plain coloured hairband.
- Hairbands must be plain and a colour that compliments the school uniform, such as navy, black, white or grey. All novelty hairbands, such as cat ears, flowers and large bows are not permitted.
- Children with novelty hairbands will be asked that they remove them and not wear them again. Students breaking the hairstyle regulations with extreme cuts may be educated away from their class until their hair grows back or becomes a natural colour again.



Uniform

Jewellery

We understand that pierced ears need earrings to avoid the holes closing up. So, to this end, children are allowed to wear plain stud earrings. They should not wear earrings if they are unable to remove them themselves for PE.

- Wristwatches may be worn in the Junior School at the child's own risk, but children need to be able to remove and replace them independently. Watches which have cameras and microphones are not permitted.
- Charity wrist bands if the school is promoting the cause.
- No other jewellery is allowed.

Make-up

Fortunately, it is rare that a child arrives at school wearing make-up. When this does occur, it is generally nail varnish that hasn't been removed from the weekend. Please be reminded that no make-up may be worn.

If your child is wearing make-up, including nail varnish, they will be sent to the school office where they will be given the means to remove it.

P.E. Kit

Infants and Juniors have the same PE kits. Children should wear their PE kit on days when they have PE or squads/clubs.

This is what children are permitted to wear for PE lessons (and days where they have clubs/squads):

For warm weather:

- The navy short-sleeved Katherine Semar polo top with logo (available from Grey Palmer) or
- The plain navy polo shirt with logo (available on myclothing) or
- a plain non-logoed navy polo shirt (with collar).
- The navy Katherine Semar shorts or skort (available from Grey Palmer) or
- plain non-logoed navy shorts or skort.
- Loose fitting navy shorts (not cycling shorts).



P.E. Kit

For cold weather:

- The navy long-sleeved Katherine Semar sports shirt with logo (available from Grey Palmer).
- the above shirt, navy school jumper or cardigan can be worn over one of the short-sleeved tops (see previous page) too.
- Plain navy or black jogging bottoms (no stripes or logos).
- Children may wear a base layer under their PE top or shorts. These need be black, white or blue.
- Hoodies are not permitted (apart from Year 6 'Norfolk Lakes' hoodies).
- Dark coloured trainers and a pair of navy Katherine Semar socks (available from Grey Palmer), white, black or navy blue socks specifically for PE. Children may not wear tights with their PE kit. Brightly coloured trainers are not permitted.
- Hair must be tied back and no jewellery to be worn. Adults cannot remove earrings for children—they must remove them themselves or take them out before attending school. Tape for earrings is not permitted.



to

Swimming

In the junior school your child will swim on a Monday morning. Your child will have a swimming slot every other half term. Reminder emails will be sent out at the end of the half term before they swim to provide you with all of the necessary information including timings and payment details.



Swimming Kit

The days your child is swimming they will need to bring a **named** swimming bag including the following:

- ♦ A **named** swimming suit (not bikinis) / named swimming trunks (not loose swimming shorts). Tankinis should not be worn in the Juniors.
- ♦ A **named** swimming hat (a Katherine Semar swimming hat can be purchased from Gray Palmers).
- ♦ A **named** towel
- ♦ Goggles (optional)

Purchasing Uniform

Gray Palmers have a website which enables you to purchase school uniform over the website, which is:

<https://www.graypalmer.co.uk/school-wear>

Logoed school uniform is also available from <https://myclothing.com/>

For further information on school uniform and ordering P.E. kit, please see the 'school uniform' section under the 'our parents' tab on the Katherine Semar website.

Equipment

Your child may bring a pencil case containing pencils, ruler, rubbers etc. A glue stick is essential. No toppers and only practical stationery please. Pencil cases need to fit in our trays. The children may bring their belongings in in a sensible-sized rucksack.

Children must bring in a named water bottle everyday. A good quality bottle can be purchased from the office for £1.50. Just pay through School Money and it will be issued to your child. For environmental reasons, single use water bottles are not permitted.



House Points

Your child will be placed in a house when they start in Year 3. If they have older brothers or sisters currently at KSJ, they will be in the same house as them.

The four houses are: Beech, Sycamore, Horse Chestnut and Oak.

The house points have two functions:

Your child will be working towards reaching their:

- Bronze (50 House Points)
- Silver (125 House Points)
- Gold (250 House Points)
- Diamond (500 House Points)

The house points your child gains each week are added to the house total. Each term the house with the most house points is awarded the shield.

House point badges can be purchased from the office for £1.50 via School Money and diamond badges will be provided for free.

House points in the Junior School.

Participating in a particular lesson in an outstanding way	1HP
Quality piece of work that they have utilised all the skills in a subject	1 HP (2 HP in exceptional circumstances)
Representing the school well in sport, music or another area of the curriculum, within the community.	2HP
Reading at home at least 3 times in a week is a minimum, with a signed planner and 5 'reads'.	1HP
Recording a new word from their reading book in their planner and writing the definition in their planner (Y5 and 6)	1HP
During snack, having fresh fruit or vegetables in class all week	1HP
Being courteous and acts of kindness, politeness, personal organisation, resourcefulness and resilience	1HP
A specific objective being met as set by the teacher (I.E. signposting that planners will be checked on Monday and those up to date will receive	1HP
Certificate of the week	10 HP (11 HP if house badge is being worn in assembly).
Music Grade certificates in assembly	10HP
Headteacher's Award	10HP
Big Spell – Gold Big Spell – Silver Big Spell – Bronze	6 HP 4 HP 2 HP
Times table award	6HP When repeating the Gold for practise (after they have initially been awarded it, then 2HP)
P.E. for effort or achievement	1HP
Out Of School Achievement Assembly	3HP
Homework	Please see the homework section for details of house points awarded.

Please note that we do not award house points or certificates for attendance.

Parents as Partners



As a school we actively promote the partnership between home and school. We believe we can best support children's learning, progress and development through working in partnership and sharing opinions, experiences and information.

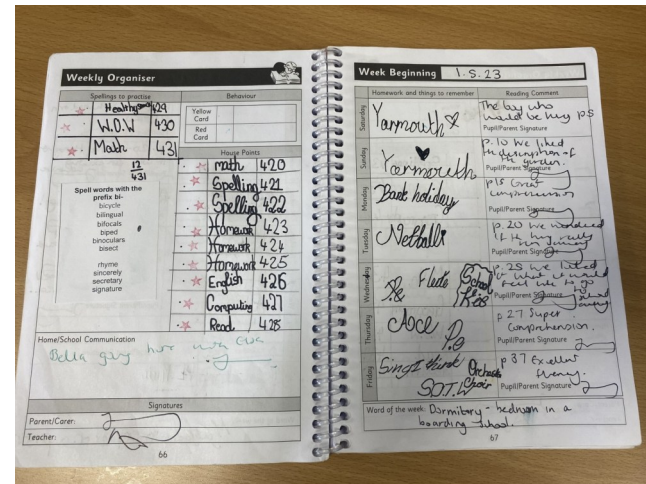
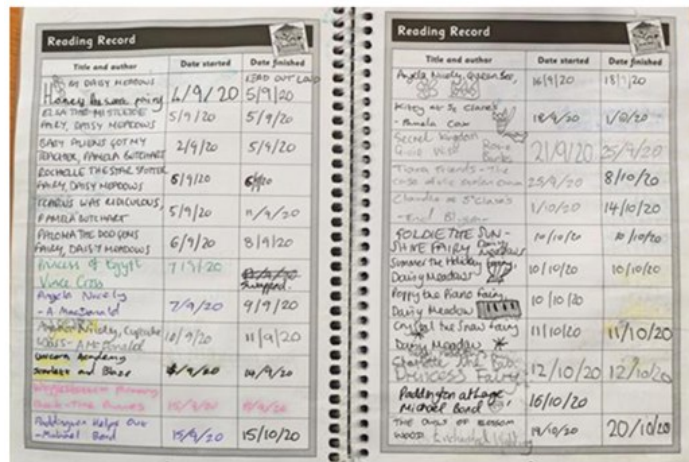
Planners

Your child will be issued with a planner, which they will need at school each day. This will travel between home and school and should be used as:

- a communication tool between parents and teachers
- a record of their homework
- a way of recording house points
- a reading diary (recorded here by school and home)



Parents as Partners - Planners



Your child's planner is their reading diary. Please continue to read with your children throughout the Junior school. At the front of the planner, they must record the books they have read and then each week there is a place to comment and sign the planner each time you hear them read.

Please record the page number they have read to as well.

In the juniors children can gain a reading award every term for the frequency of their reading (5 times per week). They can also earn a bronze, silver or gold certificate for their home reading each term (see next page). Unmissable reads are high-quality texts from our library that have a gold or silver star on the spine.

Reading Awards

Autumn and Summer Reading Rewards

Bronze (6 HPs and a certificate)

- 5 reads a week for 8 weeks of **Autumn or Summer** term in planner, signed with page numbers
- 8 my new words/definitions (planner) from home reading-only Y5/6
- At least 2 unmissable books (gold or silver) -only Y5/6
- Reading record up-to-date

Silver (8 HPs and a certificate)

- 5 reads a week for 10 weeks of **Autumn or Summer** term in planner, signed with page numbers
- 10 my new words/definitions (planner) from home reading-only Y5/6
- At least 4 unmissable books (gold or silver) – only Y5/6
- Reading record up-to-date

Gold (10 HPs and a certificate)

- 5 reads a week for every week of **Autumn or Summer** term, signed with page numbers
- My new words/definitions (planner) from home reading - one every week of that term – only Y5/6
- At least 7 unmissable books (gold or silver) – only Y5/6
- Reading record up-to-date

Spring Reading Awards

Bronze (6 HPs and a certificate)

- 5 reads a week for 6 weeks of the **Spring term** in planner, signed with page numbers
- 6 my new words/definitions (planner) from home reading-only Y5/6
- At least 2 unmissable books (gold or silver) -only Y5/6
- Reading record up-to-date

Silver (8 HPs and a certificate)

- 5 reads a week for 8 weeks of the **Spring term** in planner, signed with page numbers
- 8 my new words/definitions (planner) from home reading-only Y5/6
- At least 3 unmissable books (gold or silver) – only Y5/6
- Reading record up-to-date


Gold (10 HPs and a certificate)

- 5 reads a week for every week of the **Spring term**, signed with page numbers
- My new words/definitions (planner) from home reading - one every week of that term – only Y5/6
- At least 4 unmissable books (gold or silver) – only Y5/6
- Reading record up-to-date

Homework

Your child will receive a homework menu every half term which will be stuck into their homework book. This homework menu offers three activities for five areas of the curriculum, which may vary each half term. Each child is expected to complete one activity from each of the five subjects. However, they may complete as many of the activities as they wish.

To indicate which activities your child has completed, they will need to tick it off on the menu list. Once all the work is handed in, your child's teacher will mark the work by recording how many house points awarded for each piece they have completed (on the homework menu). As always, we base the number of house points awarded on your child's effort.

<p>Science</p> 	<p>Research different types of rock, list their properties and what they are commonly used for.</p>	<p>Create a survey to find out: how many different types of rock you can find in your local area? You could record your results in a tally chart and display in a graph.</p>	<p>Show clearly how a fossil is made. You may wish to do this as a stop motion animation and share it via SeeSaw.</p>
<p>Complete</p>	<p>HP</p>	<p>HP</p>	<p>HP</p>

Homework

Spellings

Your child will be given weekly spellings to be learnt at home. These will be stuck into their planners. Your child will on average receive four 20/30 minute spelling sessions a fortnight, which will support them learning their spellings and applying them into their writing. However, practising spellings at home is also essential to support your children. Children will be tested weekly on their spellings and each half term they will complete a 'Big Spell' which covers all of the spelling learnt for that half term.

Reading

Your child should read for 15-20 minutes each day, ideally five or more times a week. In Year Three this means reading to an adult and also to discuss the text with them too – the setting, the characters, the plot, predicting what might happen next.

This 'Book Talk' is so vital to developing readers and helps their comprehension and understanding of their reading and also helps to develop their skills of inference and deduction. We also ask that a parent signs or initials the planner and records the page number each time. If this happens five times in a week (or more!), the child receives a house point.

Multiplication System

It is vital that children are fluent with multiplication facts in order to help them solve mathematical problems accurately and confidently. We have reviewed and updated our school times tables award system to further motivate and support our children to learn these number facts with rapid mental recall.

Year Group Expectations (by the end of the year)

Year Group	Times Tables
Two	2, 5, 10
Three	1, 3, 4, 8
Four	6, 7, 9, 11, 12

The [National Curriculum](#) specifies that pupils should fluently recall the multiplication tables up to and including 12×12 by the end of year 4. Schools in England are required to administer an online multiplication tables check (MTC) to year 4 pupils.

All children have a login for TT Rockstars to help them master their times tables.

Curriculum

We seamlessly build upon the curriculum the children started in the Infant School.

Katherine Semar Schools Curriculum

quest**I**on

challe**N**ge

inve**S**tigate

ex**P**erience

commun**I**cate

c**R**eate

und**E**rstand

INSPIRE Curriculum - Year Three

Overview

Down Under
(Autumn 1)

Sticks, Stones
and Bones
(Autumn 2)

Radical Romans
(Spring 1)

Radical Romans
(Spring 2)

Invaders of
Britain
(Summer 1)

Fascinating
Fossils
(Summer 2)

Clubs at Katherine Semar Juniors

At Katherine Semar, we understand the importance of extra curricular activities. At the junior school we offer a wide range of lunch time and after school clubs to the children. There is a club to suit everyone!

Here are just a small selection of all of the wonderful clubs that we have been able to offer but these are subject to change.

- ◆ Microbit coding club
- ◆ Tag rugby club
- ◆ Football club
- ◆ Netball
- ◆ Dance club
- ◆ Gymnastics club
- ◆ Running club
- ◆ Rounders club
- ◆ Art and crafts club
- ◆ Orchestra
- ◆ Musical Theatre
- ◆ Choir
- ◆ Dance



Squads at Katherine Semar Juniors

All children have the opportunity to trial for our morning squads. These run for children who show a particular aptitude for a sport and they will receive tailored coaching and may have the opportunity to represent the school in competitive sports against other schools.

Here are the squads that we have been able to offer (different squads run in different terms) but these are subject to change.

- ◆ Football
- ◆ Dodgeball
- ◆ Indoor athletics/outdoor athletics
- ◆ Netball
- ◆ Cross country
- ◆ Hockey
- ◆ Tag Rugby
- ◆ Archery
- ◆ Gymnastics
- ◆ Cricket
- ◆ Tennis
- ◆ Rounders
- ◆ Swimming gala



Sports at Katherine Semar Juniors



Tyler Gilkes



Bernae Ellis



Natasha Eagleton

At Katherine Semar, we are fortunate to have fantastic sports coaches. In the juniors, your child will be taught by Mr Gilkes or Mrs Eagleton for PE lessons as well as their class teacher. Mrs Ellis runs the Year 3 netball squad. We offer trials for squad training before school and a host of sports clubs after school.

Music at Katherine Semar Juniors

This is the opportunity for children to have group or individual lessons in a wide range of instruments currently including piano, baritone horn, clarinet, violin/viola, euphonium, flute, guitar, trumpet, trombone, saxophone, cornet, singing and drums. Please note there is an administration fee of £30 when your child commences music lessons. In addition, fees are charged directly by the peripatetic teacher. Some instruments can be hired from school for a small fee.

Your child will have weekly music lessons with our highly skilled and talented music teacher — Mrs Savill.

There are many events in Saffron Walden and we participate wherever possible. The 'Spirit of Christmas' carol concert is an annual event, which the choir takes part in.

KSJ is very proud of its orchestra. Children are invited to take part in the orchestra when they are ready, which is usually when they reach grade 1 standard or beyond. If any parent plays an instrument at grade 1 standard (or beyond) and would like to become part of the school orchestra, please email admin-jun@katherinesemar.net or speak to the school office.




Forest Schools

Forest Schools continues in the junior school in Years 3 and 5.

In Years 4 and 6, the children are offered the chance to go on a residential visit.





At Katherine Semar Junior School, we aim to provide a positive learning experience for every individual, and we take pride in the fact that our pupils are nurtured in a safe, enjoyable, respectful learning environment because everyone in our school matters.

Preparing your child for the future

Please visit www.katherinesemar.co.uk