



Weekly Learning Letter

Year Two

Week commencing 13.1.25

<p>This week in Year 2...</p>	<p>In history, the children continued to explore their new enquiry question: What happened during the Great Fire and who was to blame? They did this by exploring and answering their third enquiry: How do we know that the Great Fire actually happened, 350 years later? The children learnt about primary and secondary sources. They then answered their main enquiry question, deciding who was to blame for the Great Fire: Thomas Farriner or Thomas Bludworth! Finally, they explored their fifth enquiry: What significant thing happened in Saffron Walden in 1969 and how can we be sure? The children learnt about the Rose and Crown hotel fire and compared this to the Great Fire of London.</p> <p>In science, the children revisited year 1 learning by describing the physical properties of a variety of everyday materials. They then grouped a variety of everyday materials on the basis of their physical properties (hard/soft, stretchy/stiff, shiny/dull, rough/smooth etc).</p>
<p>Reminder</p>	<ul style="list-style-type: none"> ● Please remember to wear your PE kit on Friday and your swimming kit under your PE kit on Wednesday. Please ensure that your child has a swimming hat. Swimming hats are essential but goggles are optional. ● Reading books should be brought in every day. Please try and read every day at home as well, it really helps your child's progress in all areas of the curriculum. ● We have given your child their Bug Club log in details. Bug Club can be accessed through this link: https://www.activelearnprimary.co.uk/login?c=0 If you have any problems, please contact your class teacher.
<p>English</p>	<p>This week the children have continued learning the abridged story of The Minpins by Roald Dahl. We have used the story to help us to add detail to further engage the reader. We have practised using conjunctions and expanded noun phrases. The children then boxed up an innovation of the story where the resolution (who Billy is rescued by) and ending of the story is changed. The children then started writing the innovated story, ensuring that they add detail to further engage the reader.</p>
<p>Maths</p>	<p>This week, the children started their unit on multiplication and division. They started the week by recognising and making equal groups, before learning how to add equal groups together. They finished the week by learning about the multiplication symbol for the first time, learning that we read this as 'groups of'. The children used this knowledge to write repeated addition sentences and multiplication sentences to represent a range of visuals.</p>
<p>Phonics & Spelling</p>	<p>This week we have been learning how to spell the 'u' sound spelled o, the 'v' sound spelled ve and the 'or' sound spelt 'ore.</p> <p>This weeks spellings are: could, would, should, money, mother, brother, brave, glove</p> <p>Please encourage your children to learn these at home ready for the Big Spell at the end of the half term.</p>

To support your child's learning at home this week you could...

History










Walk to the market square in Saffron Walden. Can you spot the hops that once hung on the Rose and Crown hotel?



Science

Look at objects that you have around your home. Can you describe the material it is made from? Think about the material's properties.

Properties of Materials

<p>hard</p> <p>not easily broken or pierced</p>  <p>A hard diamond.</p>	<p>squashy</p> <p>easily crushed or squeezed</p>  <p>The play dough is squashy.</p>	<p>smooth</p> <p>an even and regular surface</p>  <p>Some smooth pebbles.</p>
<p>absorbent</p> <p>able to soak up liquid</p>  <p>The sponge is absorbent.</p>	<p>bumpy</p> <p>uneven, raised patches</p>  <p>This shell is bumpy.</p>	<p>opaque</p> <p>cannot be seen through</p>  <p>She is hidden by the opaque screen.</p>
<p>dull</p> <p>lacking shine or brightness</p>  <p>The moth's wings are dull.</p>	<p>brittle</p> <p>hard, but may break easily</p>  <p>The glass is brittle.</p>	<p>translucent</p> <p>allowing some light to pass through</p>  <p>The screen is translucent.</p>