



Home Learning Tasks for Y1

This home learning letter provides your child with learning activities from various areas of the curriculum to complete at home. Each area of learning will have a link which you can use to access the work. It has been created so the Maths, Phonics and English tasks can be completed in the morning and the foundation activities (topic) in the afternoon, as it would be in school.

One maths, English and phonics task should be completed every day. One foundation activity must be completed each day, your child can choose between science and topic. Please ensure your child reads every day.

To access Phonics Play enrol for a 2 week free trial whilst you are at home isolating.

<https://www.phonicsplay.co.uk/>

Bug Club – To access your child's Bug Club login, please see the front of their reading diary where you will find their username and their password. You will also need to use the school code too which is (ksis).

If you do not have your child's login details please contact the school office and we can give it out to you.

English (x 60 minutes each day)

This half term our topic is 'Superheroes', we have been looking at instructions for how to be a superhero.

Please see below for the oral text 'How to be a superhero'.

We have discussed what the key parts of instructions are and where we might see them in our everyday lives. You might like to complete some of the following activities at home:

1. Can you give instructions for someone in your household so that they can move from one place to another?
2. Can you retell the oral text 'How to be a superhero' to someone else? Make actions for each step to help you remember.
3. The words in yellow (flowing, mission and defeat) are new vocabulary. Can you draw a picture to show your understanding of each of them?
4. If you were a superhero what missions would you go on? Can you them down in a sentence using the following sentence starter (My mission would be).
5. Sort the words in the table into imperative verbs (bossy words that tell you what to do) and nouns (objects or things.) Can you put each imperative verb into an instruction giving sentence? E.g 'Run up and down the garden 5 times.'

sit	dog	sheep	jump
skip	chair	hop	tent
box	run	put	sleep

6. Can you correct these sentences by adding finger spaces, full stops and capital letters? You could write them out in full sentences to also practise your handwriting.

	<div>batman has a black mask and bigboots</div> <div>we need to help batman</div> <div>donot rob that bank</div> <div>the badcat needs to be stopped</div> <div>it is not fair to steal themoney</div>	
Handwriting (x10 minutes per day)	<p>We have been practising the letters: l, i, t, u, y this week. You could consolidate this learning by practising two of these each day. Make sure they sit on the line. The y should go under the line.</p> <p>If you are already confident with this, you could apply it to writing these words:</p> <p>ill</p> <p>lit</p> <p>till</p>	
Phonics (x 15 minutes per day)	<p>In phonics, we will be focusing on further consolidation of phase 3 and 4. Choose one from each part to do each day. Many phonics play (https://www.phonicsplay.co.uk/) games require a login. You can set up a free two week trial on the website.</p> <p>Revisit:</p> <ul style="list-style-type: none"> • Revisit your sounds by shouting them out as they float past on the ship: https://www.phonicsbloom.com/uk/game/flash-cards?phase=3 • Join in with Miss Brown as she revisits the previously taught graphemes: https://youtu.be/HPWUPfX32jQ • Join in with Miss Brown as she revisits the previously taught tricky words: Phase 3: https://youtu.be/n8inzXg1se0 Phase 4: https://youtu.be/YMcHfzu_BRo • Play the flashcards time challenge: https://www.phonicsplay.co.uk/resources/phase/2/flashcards-time-challenge • Play tricky word trucks to recap your tricky words: https://www.phonicsplay.co.uk/resources/phase/2/tricky-word-trucks <p>Practise:</p> <ul style="list-style-type: none"> • Play picnic on pluto to practise your blending: https://www.phonicsplay.co.uk/resources/phase/4/picnic-on-pluto 	

	<ul style="list-style-type: none">• Play rocket rescue to practise your segmenting: https://www.phonicsplay.co.uk/resources/phase/4/rocket-rescue• Choose a selection of tricky words to write on post-its and hide around the house. Time your child to see how quickly they can find and read them.• Using the pictures labelled phonics practise 1 below, cover a picture and ask your child to write what has been covered. E.g if the rainbow covered, they can write rainbow. As a challenge, they could put it into a sentence.• Choose 2 tricky words and play noughts and with them• Play the roll and read phonics game below. <div><table><tr><td>Phase 2</td><td>Phase 3</td><td>Phase 4</td><td>is</td></tr><tr><td>the</td><td>he all</td><td>said there</td><td></td></tr><tr><td>to</td><td>she are</td><td>have little</td><td></td></tr><tr><td>I</td><td>we my</td><td>like one</td><td></td></tr><tr><td>no</td><td>me her</td><td>so when</td><td>crosses</td></tr><tr><td>go</td><td>be</td><td>do out</td><td></td></tr><tr><td>into</td><td>was</td><td>some what</td><td></td></tr><tr><td></td><td>you</td><td>come</td><td></td></tr><tr><td></td><td>they</td><td>were</td><td></td></tr></table></div> <p>Apply:</p> <ul style="list-style-type: none">• Phonics Play Comics – this site is completely free and is part of the Phonics Play website. Please take a look at the link below where the children can access a comic. There are many other comics on their website so please take a look! https://phonicsplaycomics.co.uk/comic_ph4_lunch_box.htmlThe comics are a wonderful link to our topic as well as linking to our phonics too. <p>Ask your children to write one of the below:</p> <ul style="list-style-type: none">• The starlight at nights is bright. The moon is not as bright.• Can you get to the top of the tree? It looks high up.• The toad had a black coat and pink boots. He did not look too smart.• She went to the shops on the weekend. He went to the farmyard. <p>For extra challenge, ask the children to add the word and, so, but or because to extend the sentence with their own ideas.</p> <p>For support choose a few words from each sentence for your child to write. You could segment the sounds together.</p>	Phase 2	Phase 3	Phase 4	is	the	he all	said there		to	she are	have little		I	we my	like one		no	me her	so when	crosses	go	be	do out		into	was	some what			you	come			they	were	
Phase 2	Phase 3	Phase 4	is																																		
the	he all	said there																																			
to	she are	have little																																			
I	we my	like one																																			
no	me her	so when	crosses																																		
go	be	do out																																			
into	was	some what																																			
	you	come																																			
	they	were																																			
Maths (x 60 minutes)	<p>10MM – please choose one of these a day which can be completed independently.</p> <ul style="list-style-type: none">- Practise writing your numbers from 0 to 10, ensuring that they start and finish in the correct place.- Play the Blast Off game, counting forwards and backwards up to 10. Blast Off when you reach 0 or 10. To challenge yourself start from any number.- Numberblocks on BBC IPlayer has some great videos that think with our maths work from this half term. There are also some catchy number songs too for the children to enjoy.																																				

	<p>In maths we would like you to complete a lesson each day on the 'White Rose Maths' website. We will be looking at counting forwards and backwards as well as looking at one more and one less.</p> <p>You can access the lessons using the following link below: please start at 'counting backwards' and work your way through a lesson each day.</p> <p>https://whiterosemaths.com/homelearning/year-1/week-2/</p> <p>Each video is about 10 minutes long and there is an accompanying activity for each below:</p> <ol style="list-style-type: none"> 1. Counting backwards: make number cards and label them from one to ten. Put them in order as you count backwards from 10 to 1. Have a partner take one (or two!) of the cards away, count backwards to work out which is missing. 2. One more: choose various numbers (on number cards or verbally) or objects from around the home. Can your child find/represent one more by getting another object? E.g. Ask 'Can you find me one more than 4?', your child could then find 5 toys, bananas, socks etc. 3. One less: The important part to understand about one less is that the number decreases by one. Give your child a selection of objects, ask them to find one less by returning one object. When they return, recount the objects. Ask them to find one less again. This is a perfect game for tidy up time! 4. One more and one less: give your child a number and ask them to write it down. Either side they should write what is one less than that number, and what is one more. If this is too tricky, you could use objects. Place 6 socks in the middle and they can then physically add and remove socks to work out the problem. <p>If your child can complete these with ease, and can explain why each time, try the challenges each day! These are at the bottom of this letter.</p>
Science (x 40 minutes)	<p>In Science this half term we are looking at Seasonal Change. We are looking at how the weather changes and what happens to the trees as we enter the Autumn.</p> <ol style="list-style-type: none"> 1. Take a look at this video all about the seasons. Can you draw a picture for each season to help you remember what it is like in each one? https://www.bbc.co.uk/bitesize/topics/zkvv4wx/articles/zcx3gk7 2. What do you notice about the trees outside? What is happening to them? Write a sentence about what you can see. 3. What are the names of the 4 seasons? Which season have we just finished and what season has just started? 4. What colours might you see during this season? Draw/paint a picture or create a collage to reflect the different colours of Autumn.
Geography (x 40 minutes)	<p>In Geography we are looking at the Continents and Oceans from around the world. Watch the videos below for catchy songs and try to learn them both:</p> <p>https://www.youtube.com/watch?v=K6DSMZ8b3LE (Continent Song)</p> <p>https://www.youtube.com/watch?v=X6BF4VcYngQ&t=16s (Oceans Song)</p> <p>Activity options:</p>

	<ol style="list-style-type: none"> 1. Take a look at the lesson on 'What is a continent?' – this video looks at where the different continents are on the world map.https://classroom.thenational.academy/lessons/what-is-a-continent-c9k32d. Look at a picture of a world map. Can you find the different continents? Do you remember any of their names? 2. What is your favourite fruit or vegetable? Can you find out which country it grows in and which continent that country is in? Try looking at the packet to help you! You could write some sentences to about this to show your friends when you return to school. 3. Create a poster about the country where your favourite piece of fruit or vegetables grow. 4. Learn the words to the song 'Cauliflowers fluffy'. This song helps us to remember a selection of fruit and vegetables grown in England – https://www.youtube.com/watch?v=PukdaXUzgOU
Reading For Pleasure (x 20mins per day)	<p>Read a book of your choice, discussing it with an adult.</p> <p>Login to your Bug Club account, read your allocated books and try the comprehension activities. You can build up coins by answering the questions with a bug.</p> <p>You can access Bug Club online using the following link: https://www.activelearnprimary.co.uk/login?c=0</p>
Physical Exercise (x 30 minutes)	<p>Use this link for physical activities with Joe Wickes to complete at home. There are links to lots of his other workouts too that can be located from here. https://www.youtube.com/watch?v=zKhGfdSvG3s</p> <p>You might even want to create your own game!</p>
Independent Play	<p>Play allows children to use their creativity while developing their imagination, dexterity, and physical, cognitive, and emotional strength. Play is important to healthy brain development. It is through play that children at a very early age engage and interact in the world around them. So remember to get your toys out and play for at least an hour a day!</p>

Oral text for English

Instructions – How to be a Superhero

What will you need


A cape

A mask

Special Powers







1. First put on a **flowing** cape and a mask.
2. Next, wait for a **mission**.
3. Then rescue anyone in danger using your special powers.
4. After that **defeat** the enemy.
5. Finally get some rest so you are ready for the next mission.

Phonics practise game 1



Phonics practise game 2

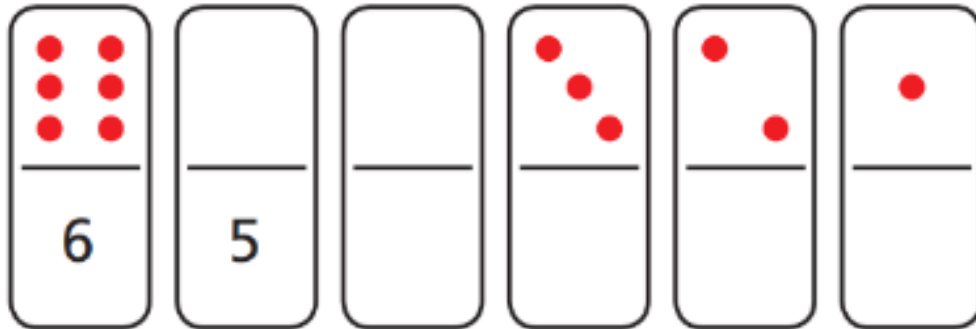
Phase 3 Roll and Read

	curl	well	sure	wax	bath
	van	thorn	vet	wet	vat
	mix	wick	moth	lure	burp
	fur	fox	lures	tax	vex
	thin	turf	wig	burn	box
	purser	cow	path	web	cures

Maths challenges

1. Counting backwards:

Complete the dominoes.



2. One more

a) One more than 3 is

b) One more than seven is

c) One more than 9 is

d) One more than 0 is

3. *One less*

- a) One less than is 5
- b) One less than is 9
- c) One less than is zero

4. *One more and one less*

