



# Weekly Learning Letter

Year Two

**Week commencing: 28<sup>th</sup> September 2020**

<p><b>This week in Year Two ...</b></p>	<p>We have continued our topic 'What a Wonderful World! Polar Bear class have researched artwork that contains hot and cold colours and explored this using paints. They have made a colour wheel and learnt how to make colours lighter (by adding white) and darker (by adding black). They then looked at the work of the artist Alma Woodsey Thomas and used her paintings to inspire them to create their own.</p> <p>Arctic Wolf class have started their computing unit by exploring and learning about online safety. They have learnt about passwords, how to communicate safely online, how things that we put online are there forever.</p>
<p><b>Reminder</b></p>	<p><b>Swimming on Wednesdays</b>-Please make sure your child comes to school with their swimming kit <b>under their uniform</b>. Please also remember to bring a hat (and goggles if required). Don't forget to bring your underwear in a named bag!</p> <p>Your <b>Bug Club</b> log ins are now in your reading diaries. Please ensure that your child knows how to log in by themselves. Enjoy the wonderful array of books on offer!</p> <p><b>Please remember that we can only choose reading books on a Tuesday and Thursday due to COVID restrictions in the library. Story books can be chosen on a Monday and Friday.</b></p>
<p><b>English</b></p>	<p>We started our week by using our adjective work from last week to write setting descriptions. We have explored how Meerkat Mail by Emily Gravett is structured, with a beginning middle and end, in preparation for writing our own story. We then used Meerkat Mail to plan our own story set in a contrasting setting: a polar region. We created our own story map based on our ideas and started to innovate our new story. We can't wait to write them and share them in our classes next week.</p>
<p><b>Maths</b></p>	<p>Our focus this week has been to count forwards and backwards in 2s, 5s, 10s and 3s and use this knowledge to solve problems. We used concrete apparatus, number lines and number squares to support us. We looked at the patterns created and explored how to spot if a number was a multiple of 2,3,5 and 10.</p>
<p><b>Phonics &amp; Spelling</b></p>	<p>We have been recapping and applying phase 5 phonics (which are the phonemes they learnt in the summer term of Year One) this week after a while away.</p>

To support your child's learning at home this week you could...

- Practise counting forwards and backwards in 2s, 5s, 3s and 10s. The children must be able to count quickly and efficiently. Try these games to support your child.

<https://uk.splashlearn.com/counting-games-for-year-2>

- **Polar Bear class:** Research the artist Alma Woodsey Thomas.

Find out:

Who was she?

When did she live?

Where did she live?






What is she famous for?

Find some of her artwork. Do you like it? Why?

Bring in what you have found out and stick it in your sketchbook.



- **Arctic Wolf class:** Design a poster to put up in your classroom about how we can stay safe online.

<h1>S</h1> <p><b>Stay Safe</b></p> <p>Don't give out your personal information to people / places you don't know.</p> 	<h1>M</h1> <p><b>Don't Meet Up</b></p> <p>Meeting someone you have only been in touch with online can be dangerous. Always check with an adult you trust.</p> 	<h1>A</h1> <p><b>Accepting Files</b></p> <p>Accepting emails, files, pictures or texts from people you don't know can cause problems.</p> 	<h1>R</h1> <p><b>Reliable?</b></p> <p>Check information before you believe it. Is the person or website telling the truth?</p> 	<h1>T</h1> <p><b>Tell Someone</b></p> <p>Tell an adult if someone or something makes you feel worried or uncomfortable.</p> <p>Follow these SMART tips to keep yourself safe online!</p> 
---	---	---	---	--