

The 7 Elements of Art

(Space, Texture, Form, Value, Colour, Shape, Line)

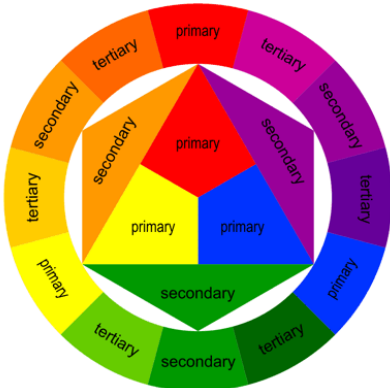
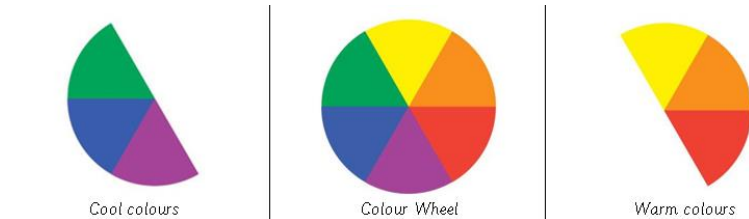
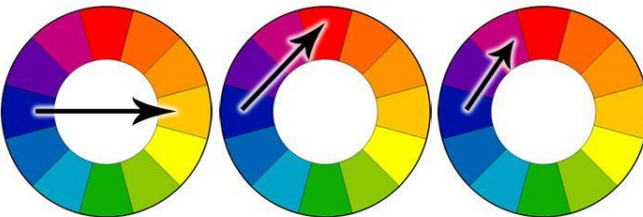



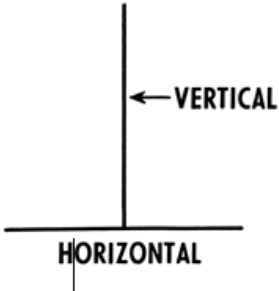



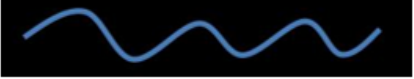


- Definitions
- Key Vocabulary related to each element
- Examples












Key Vocabulary (with definition)

























Linked vocabulary for visual descriptions:



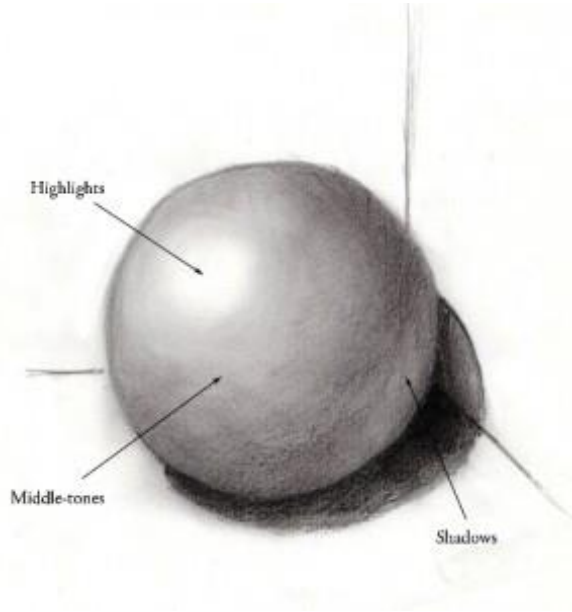
Examples

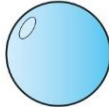
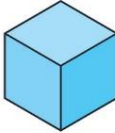
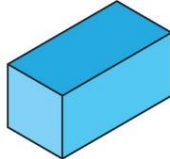
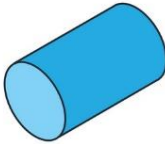
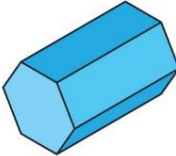
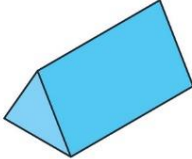

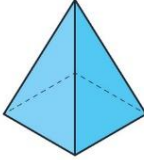
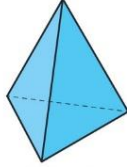
Colour	<p>The general term we use to describe every hue, tint, tone or shade we see. White, black and grey are often referred to as a colour.</p>	<p>primary secondary tertiary complementary bright dull warm/hot cool/cold contrasting pastel hue tone tint shade</p>	   <p>Complimentary colours are opposite each other</p> <p>Contrasting colours are 3 steps away</p> <p>Harmonious colours are 2 steps away</p> 
--------	--	---	---

































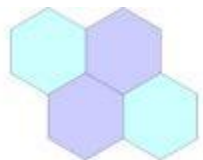
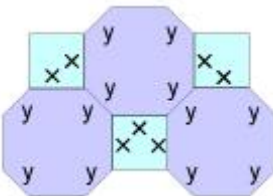







Line	A mark that is longer than it is wide.	straight wavy thin thick broken zig-zag horizontal vertical blurry neat diagonal spiral parallel	<p><u>Types of Line:</u></p> 	<div> <div>Straight</div>  </div> <div> <div>Thin</div>  </div> <div> <div>Zigzag</div>  </div>	<div> <div>Wavy</div>  </div> <div> <div>Thick</div>  </div> <div> <div>Broken</div>  </div>
------	--	--	---	--	---

Shape	<p>A shape is flat, and created by a closed line.</p> <p>Geometric shapes have exact measurements and are not often seen in nature. Organic shapes are free-form, are unpredictable, and are often seen in nature.</p>	<p>organic</p> <p>geometric</p> <p>size</p> <p>solid</p> <p>dense</p> <p>square</p> <p>circular</p> <p>curved</p> <p>proportion</p> <p>fluid</p>	<div><div><div>Types of Shape</div><div><div>Geometric shapes</div><div></div></div><div><div>Organic shapes</div><div></div></div></div></div> <div><div>Describing Shape:</div><div><div>Curved</div><div></div></div><div><div>Straight</div><div></div></div><div><div>Circular</div><div></div></div><div><div>Fluid</div><div></div></div></div>
Space	<p>Space is the area around, or between objects. It includes the background, foreground, and middle ground. It can be negative, or positive.</p>	<p>background</p> <p>foreground</p> <p>middle ground</p> <p>negative</p> <p>positive</p>	<div><div><div><p>Foreground (near space)</p></div><div><p>Midground (middle space)</p></div><div><p>Background (far space)</p></div></div><div><div><p>Positive Space (the subject or objects in the work of art, not the space around them)</p></div><div><div><p>Negative Space (The empty space around the subject or objects)</p></div></div></div></div>

Texture	It refers to the surface quality, and the way it feels. Actual texture can be felt, e.g. the texture of a fabric. Visual texture is an illusion of texture, created using lines, shapes, colours or tones.	rough smooth hard soft furry scaly glossy matt man-made natural functional decorative	<table><tr><td>Rough </td><td>Smooth </td><td>Hard </td><td>Soft </td></tr><tr><td>Glossy </td><td>Matt </td><td>Scaly </td><td>Furry </td></tr></table> <table><tr><td>tile structure</td><td>old wall surface</td><td>brick texture</td><td>cracked paint</td><td>wood 1</td></tr><tr><td>golden landscape</td><td>sand</td><td>wood 2</td><td>leaf</td><td>cracked earth</td></tr><tr><td>curly</td><td>rain drops</td><td>little water</td><td>windy grass</td><td>road road</td></tr><tr><td>artistic</td><td>crumpled paper</td><td>water drops</td><td>peppermint</td><td>broken glass</td></tr></table>	Rough 	Smooth 	Hard 	Soft 	Glossy 	Matt 	Scaly 	Furry 	tile structure	old wall surface	brick texture	cracked paint	wood 1	golden landscape	sand	wood 2	leaf	cracked earth	curly	rain drops	little water	windy grass	road road	artistic	crumpled paper	water drops	peppermint	broken glass
Rough 	Smooth 	Hard 	Soft 																												
Glossy 	Matt 	Scaly 	Furry 																												
tile structure	old wall surface	brick texture	cracked paint	wood 1																											
golden landscape	sand	wood 2	leaf	cracked earth																											
curly	rain drops	little water	windy grass	road road																											
artistic	crumpled paper	water drops	peppermint	broken glass																											

<p><i>Tone/ Value</i></p>	<p><i>The tone refers to how dark or light something is. Lighter areas are called highlights, and darker areas are called shadows.</i></p>	<p><i>contrast bright dark faded shading highlight mid—tone shadow</i></p>	<div data-bbox="869 236 1496 699">  <p>High key tonal values</p> <p>Intermediate key tonal values</p> <p>Low key tonal values</p> </div> <div data-bbox="840 837 1485 1034">  <p>0 1 2 3 4 5 6 7 8 9 10</p> <p>DARK MIDDLE LIGHT</p> </div> <div data-bbox="1563 212 2132 826">  <p>Highlights</p> <p>Middle-tones</p> <p>Shadows</p> </div>
---------------------------	--	--	---

Form	Form has three- dimensions – height, width and depth.	<p>sphere</p> <p>cube</p> <p>cuboid</p> <p>cylinder</p> <p>hexagonal prism</p> <p>triangular prism</p> <p>cone</p> <p>square-based pyramid</p> <p>triangular-based pyramid</p>	<div>  <p>Sphere</p> </div> <div>  <p>Cube</p> </div> <div>  <p>Cuboid</p> </div> <div>  <p>Cylinder</p> </div> <div>  <p>Hexagonal prism</p> </div> <div>  <p>Triangular prism</p> </div> <div>  <p>Cone</p> </div> <div>  <p>Square-based pyramid</p> </div> <div>  <p>Triangular-based pyramid</p> </div>
------	--	--	---

Pattern	A pattern uses a repeated design or a motif, created using line, shape, or tone. The design can be simple or complex.	simple complicated repeating symmetrical irregular overlapped tessellation striped cross-hatch	<table><tr><td>Simple</td><td>Complicated</td><td>Dotted</td><td>Repeating</td><td>Symmetrical</td></tr><tr><td></td><td></td><td></td><td></td><td></td></tr><tr><td>Overlapped</td><td>Tessellation</td><td>Striped</td><td>Cross-hatch</td><td>Irregular</td></tr><tr><td></td><td></td><td></td><td></td><td></td></tr></table>					Simple	Complicated	Dotted	Repeating	Symmetrical						Overlapped	Tessellation	Striped	Cross-hatch	Irregular					
Simple	Complicated	Dotted	Repeating	Symmetrical																							
																											
Overlapped	Tessellation	Striped	Cross-hatch	Irregular																							
																											
<div>There are various types of tessellation – the main two types are:</div> <table><tr><td>Regular tessellations:</td><td>Semi-regular tessellations:</td></tr><tr><td><div><p>Angles total 90° (360° / 4)</p></div><div><p>Angles total 180° (360° / 2)</p></div><div><p>Angles total 720° (360° * 2)</p></div></td><td></td></tr></table>								Regular tessellations:	Semi-regular tessellations:	<div><p>Angles total 90° (360° / 4)</p></div> <div><p>Angles total 180° (360° / 2)</p></div> <div><p>Angles total 720° (360° * 2)</p></div>																	
Regular tessellations:	Semi-regular tessellations:																										
<div><p>Angles total 90° (360° / 4)</p></div> <div><p>Angles total 180° (360° / 2)</p></div> <div><p>Angles total 720° (360° * 2)</p></div>	