



















## Daily Learning Tasks for Year 5 and Bengal Tigers

Monday 22<sup>nd</sup> February 2021

<p><b>SeeSaw</b> upload</p> 	<p>Please upload your geography work today.</p>
<p><b>English</b> (x 50 minutes)</p>	<p>Please watch the video lesson from Mrs Savill: <a href="https://youtu.be/yj0fzUC-1mM">https://youtu.be/yj0fzUC-1mM</a> The task for writing a short suspense story is explained and set within the video.</p>
 <p><b>Maths</b> ( x 60 minutes)</p>	<p>Join Mrs Hall for a live lesson on Position and Movement <b>Independent Work</b> There are two worksheets today. I would like you to complete all of worksheet 1 and either Q1-4 or Q5 onwards on worksheet 2. Q5 onwards are more of a challenge. It would be useful for you to print these out but if you are unable to, complete the questions that can.</p>
<p><b>Mrs Whiter's Groups</b></p> 	<p>Please join live lessons with Mrs Whiter: <b>Reading - 9:00 - 9:30</b> The Reluctant Dragon p8-9</p> <p><b>Maths - 10:30 - 11:00</b> Place Value booklet (no. 4) the last three pages in the booklet.</p> 
<p><b>Reading</b> ( x 30 minutes)</p>	<p>Please choose a level *, ** or *** (least to most challenging) appropriate for you and complete the Rainforest Calling reading comprehension saved for you today.</p>
<p><b>Phonics/GPS</b> ( x 30 minutes)</p>	<p>Mr Weller has your new spelling lesson for you here and it is all about words that end in -cial: <a href="http://youtu.be/bju69yM1Ags?hd=1">http://youtu.be/bju69yM1Ags?hd=1</a></p> <p>This week's spelling words are:</p> <ul style="list-style-type: none"><li>social</li><li>racial</li><li>artificial</li><li>official</li><li>financial</li><li>special</li><li>beneficial</li><li>facial</li><li>recommend</li><li>individual</li></ul>

<p><b>Handwriting</b> (15 x minutes)</p>	<p><a href="https://teachhandwriting.co.uk/cursive-joins-choice-3.html">https://teachhandwriting.co.uk/cursive-joins-choice-3.html</a> This week we will be practising top to bottom cursive joins</p> <p style="text-align: center;"><b>Cursive Letter - bottom to c shaped joins</b></p> <div style="display: flex; justify-content: space-around; align-items: center;"> <div style="text-align: center;"></div> <div style="text-align: center;"></div> <div style="text-align: center;"></div> <div style="text-align: center;"></div> <div style="text-align: center;"></div> <div style="text-align: center;"></div> </div> <div style="display: flex; justify-content: space-around; align-items: center; margin-top: 10px;"> <div style="text-align: center;"></div> <div style="text-align: center;"></div> </div> <div style="display: flex; justify-content: center; gap: 20px; margin-top: 10px;"> <div style="text-align: center;"></div> <div style="text-align: center;"></div> </div> <p>There are two joins to practise each day with a longer piece to copy on Friday. Please pay attention to these skills when you are writing during home learning. In particular watch for the size of your lower case letters so that it is consistent and keep your writing on the line. Today we would like you to start with <i>as</i> and <i>ea</i>.</p>
<p><b>Physical Exercise</b> ( x minutes)</p>	<p>Joe Wicks is running his PE sessions again during lockdown. Please follow the link here for today's PE session: <a href="https://www.youtube.com/channel/UCAxW1XT0iEJo0TYIRfn6rYQ">https://www.youtube.com/channel/UCAxW1XT0iEJo0TYIRfn6rYQ</a> You might get some inspiration for our own exercise video, keep sending them in to <a href="mailto:pe@katherinemark.net">pe@katherinemark.net</a></p>
<p><b>Geography</b> ( x 60 minutes)</p> 	<p>Today's Geography lesson is an introduction to rainforests and asks the question 'What are rainforests and where will we find them?' Despite Mr Weller's best efforts the video embedded in the lesson video has no sound. The lesson uses two external videos, please watch them before the lesson video, you will find them at:</p> <p><a href="https://www.youtube.com/watch?v=jEo-ykjmHgg">https://www.youtube.com/watch?v=jEo-ykjmHgg</a> and <a href="https://www.youtube.com/watch?v=JEsV5rqbVnQ">https://www.youtube.com/watch?v=JEsV5rqbVnQ</a></p> <p>Here is the video of the lesson: <a href="http://youtu.be/Owl7AVqySZk?hd=1">http://youtu.be/Owl7AVqySZk?hd=1</a> To help with the lesson we have also uploaded a copy of the PowerPoint presentation, which contains the links and all of the information needed for the lesson.</p> <p>If you can print it off, then please complete the world map showing where the world's rainforests are.</p> <p>Here are the tasks set within the video:</p> <ol style="list-style-type: none"> <li>1) Using the earlier PowerPoint slide headed – <i>Where Are The Tropical Rainforests?</i>, complete the blank map and shade in where the main rainforests are found in the world.</li> <li>2) Using the world map I have provided or other resources like the internet, try and label as many of the countries with rainforest that you have shaded on your map.</li> <li>3) Finally, can you write one sentence each as an answer to these two questions: <ul style="list-style-type: none"> <li>• What is a rainforest?</li> <li>• Where do we find rainforests?</li> </ul> </li> </ol> 
<p><b>Independent Play Activity</b> (1hr)</p>	<p>Have a karaoke session in your bedroom. If you need to keep the noise down- use headphones and make it a silent disco instead!</p> <p>Can you complete an alphabet scavenger hunt? Find something beginning with each letter of the alphabet. A for apple- or can you find anything more interesting? B for...banana, bluebottle, bear...</p> <p>Choose 2 jobs around the house/garden to do to help your family.</p> <p>Create an origami animal: e.g. Jumping Frog <a href="https://youtu.be/1kZiq8f8Mpo">https://youtu.be/1kZiq8f8Mpo</a> Dinosaur <a href="https://youtu.be/lKOVYw9R7ol">https://youtu.be/lKOVYw9R7ol</a></p>

--	--