




<p>See Saw</p>	<p>Morning everyone! Please upload your Geography to See Saw today.</p>		
<p>Assembly</p>	<p>This week's assembly is by Mrs Hull. In the video, Mrs Hull is introducing a photography competition that celebrates our schools core values: https://www.youtube.com/watch?v=VxT09G21yq0 There is also a leaflet with the information in today's resources. We can't wait to see how you demonstrate our core values!</p>		
<p>Mrs Whiter's Live Lessons</p> 	<p>Today's live session with Mrs Whiter is Maths:</p> <p>Mars 11:30 - 12:00pm – Written Addition & Subtraction - p18/19 Jupiter 1:00 - 1:30pm – Roman Numerals & Mixed Practice Questions, - p5/8/9 Saturn 1:30 - 2:00pm – Roman Numerals & Mixed Practice Questions, - p5/8/9 Mercury 2:00 - 2:30pm – Roman Numerals & Mixed Practice Questions, - p5/8/9 Neptune 2:30 - 3:00pm – Roman Numerals & Mixed Practice Questions, - p5/8/9</p>		
<p>English (x 60 minutes)</p> 	<p>Please join Mr Aiken for the live English lesson at 9:00. Click on the link previously sent out by ParentMail.</p> <p><u>LO: To develop ideas for a story based on a text</u> Today we will be starting a new unit. You will be writing a missing chapter from Holes and you will get to choose what happens! In today's live lesson we will develop our ideas and you will then create a plan made up of notes and drawings.</p>		
<p>Maths (x 60 minutes)</p>	<p><u>LO: to calculate missing coordinates.</u> <u>Starter</u> Fluent in 5- see video below</p> <p>We are learning how to solve problems with shapes that have missing coordinates. Please watch the video with Ms Wilcox: Part 1: https://youtu.be/FZMNoaMQyQw Part 2: https://youtu.be/OcosX0clwqY (short one to explain the last example!)</p> <p><u>IWork:</u></p> <table border="0" data-bbox="354 1608 1551 2029"> <tr> <td data-bbox="354 1608 970 2029"> <p><u>Most of you</u> Missing Coordinates Choose either the 'Confident' or 'Fairly confident' sheets. You do not have to print this; instead you can write all your working out in your books. If you don't print the sheets, you may find it easier to copy each shape (approximately) so that you can label coordinates on it as you work them out.</p> </td> <td data-bbox="970 1608 1551 2029"> <p><u>Some of you</u> We are going to concentrate on becoming more accurate in identifying coordinates, which we practised on Friday. Coordinates in 4 quadrants (with answers) Watch some of the video from Friday to remind you what to do: https://youtu.be/EKKOAGzJ7ds</p> </td> </tr> </table>	<p><u>Most of you</u> Missing Coordinates Choose either the 'Confident' or 'Fairly confident' sheets. You do not have to print this; instead you can write all your working out in your books. If you don't print the sheets, you may find it easier to copy each shape (approximately) so that you can label coordinates on it as you work them out.</p>	<p><u>Some of you</u> We are going to concentrate on becoming more accurate in identifying coordinates, which we practised on Friday. Coordinates in 4 quadrants (with answers) Watch some of the video from Friday to remind you what to do: https://youtu.be/EKKOAGzJ7ds</p>
<p><u>Most of you</u> Missing Coordinates Choose either the 'Confident' or 'Fairly confident' sheets. You do not have to print this; instead you can write all your working out in your books. If you don't print the sheets, you may find it easier to copy each shape (approximately) so that you can label coordinates on it as you work them out.</p>	<p><u>Some of you</u> We are going to concentrate on becoming more accurate in identifying coordinates, which we practised on Friday. Coordinates in 4 quadrants (with answers) Watch some of the video from Friday to remind you what to do: https://youtu.be/EKKOAGzJ7ds</p>		

<p>Mrs Whiter's Lessons</p> 	<p>This is for people who do not follow the English and Maths lessons above. You will know if you are in this group as you will have been told about it already.</p> <p>Reading - 9:30 - 10:00 Monday High Adventure P.18-19</p> <p>Maths - 11:00 - 11:30 Numbers As Words booklet (no. 2) 2nd page, Addition & Subtraction booklet (no. 6) p 11-12 100 square and 0-50 number line</p>		
<p>Reading (x 30 minutes)</p>	<p>Find out about the new story released today in https://www.epictales.co.uk/ and the latest challenge.</p> <p>Curl up somewhere and explore another world in your reading book!</p> <p>Catch up on any of Holes that you have missed using the links in previous learning letters.</p>		
<p>GPS (x 30 minutes)</p>	<p>Follow the link for your spelling test:</p>		
	<p><u>Class</u> https://youtu.be/Vkwf8rYJc28</p>	<p><u>Mr Aiken's group</u> https://youtu.be/KjFWgGvKVX8</p>	<p><u>Mrs Page's group</u> https://youtu.be/nfx_9s7HxYE</p>
	<p>Please upload your marked spelling test to See Saw today.</p> <p>Here are your new spellings for this week.</p> <ol style="list-style-type: none"> 1. Go to vocabulary.com and discover the meaning of any that you don't know. 2. Write as many silly sentences using your spellings as you can in 10 minutes, each using different words in the correct context. e.g. Unbelievably, at the last moment, Sam managed to wrestle the ancient knight and his sword to the ground, using just his fierce thistle. 		
<p><u>Class</u> Spelling focus: To spell words with silent letters (k, w, n, t) Test: 1.2.21</p> <p>knight knowledge answered sword wrestle autumn column solemn thistle whistle</p> <p>leisure existence queue</p>	<p><u>Mr Aiken's group</u> Spelling focus: To understand when to use 'ie' or 'ei' in spellings Test: 1.2.21</p> <p>achievable achievement belief fierce receipt believes unbelievable thief thieves</p> <p>achieve ancient</p>	<p><u>Mrs Page's group</u> Spelling focus: High Frequency words Test: 1.2.21</p> <p>good again boy I'll soon want cat round animals over</p>	
<p>Physical Exercise (x 30 minutes)</p>	<p>Joe Wicks is running his PE sessions again during lockdown. Please follow the link here for today's PE session: https://www.youtube.com/channel/UCAxW1XT0iEJo0TYIRfn6rYQ</p>		
<p>Geography (x 60-90 minutes)</p>	<p><u>Enquiry 3: Why is the legend of Mallory and Irvine the greatest unsolved mystery of mountaineering?</u></p>		



George Mallory and Andrew Irvine were two British mountaineers, who in 1924, with very basic equipment and very little supplementary oxygen by modern standards, attempted to climb to the summit of Everest.

If you can print, please print out the one sheet of Mallory and Irvine resources and cut round the lines so they are ready to stick in your book.

First, watch this clip of the Everest expedition film:

<https://www.youtube.com/watch?v=kIs7JzoJpmw>

Next, please watch the video with Ms Wilcox:

Part 1: <https://youtu.be/K6U69mpvcUM>

Part 2: <https://youtu.be/VeE3vzqRWw0> (short!)

Independent Play Activity (1hr)

Draw an alien with help from 'Draw with Rob':

https://www.youtube.com/watch?v=vm6iyqw_v2Q

Play hopscotch outside on a patio or hard surface. All you need is some chalk and a large pebble or beanbag. This video explains the rules, if you don't know them (and how to play it inside too):

<https://www.youtube.com/watch?v=A8NSbYGrNrc>



Create a magic show for your parents. Can you make it look like a coin disappears? Or that you know which card is picked? Have fun practising. Do you think you can trick your parents?

Story



Join Mrs Denyer to listen to the next part of Kick by Mitch Johnson at 2.35pm by zoom using the previous link.